

MAGNA PRIMA BERHAD

Company No.: 369519-P

(Incorporated in Malaysia)

Interim Financial Statements

31 March 2020

MAGNA PRIMA BERHAD

**Company No.: 369519-P
(Incorporated in Malaysia)**

Interim Financial Statements - 31 March 2020

	Page No.
Condensed Consolidated Statement Of Financial Position	1
Condensed Consolidated Statement Of Profit Or Loss And Other Comprehensive Income	2
Condensed Consolidated Statement Of Changes In Equity	3
Condensed Consolidated Statement Of Cash Flows	4
Notes To The Interim Financial Statements	5 - 12

MAGNA PRIMA BERHAD

(Company No.: 369519-P)

(Incorporated in Malaysia)

CONDENSED CONSOLIDATED STATEMENT OF FINANCIAL POSITION

As at 31 March 2020

(The figures have not been audited)

	AS AT 31/03/2020 RM'000 (Unaudited)	AS AT 31/12/2019 RM'000 (Audited)
ASSETS		
Non-Current Assets		
Property, plant and equipment	506	506
Right-use-of-assets	40	40
Investment properties	520,769	520,769
Land held for property development	194,732	194,732
Deferred tax assets	796	796
	716,843	716,843
Current Assets		
Inventories	109,385	109,192
Contract assets	-	408
Contract cost assets	375	375
Trade and other receivables	11,171	8,889
Tax recoverable	110	110
Cash held under Housing Development Accounts	3,551	3,540
Fixed and short term deposits with licensed banks	5,082	5,084
Cash and bank balances	936	930
TOTAL CURRENT ASSETS	130,610	128,528
TOTAL ASSETS	847,453	845,371
EQUITY AND LIABILITIES		
Equity attributable to Owners of the Company		
Share capital	121,009	121,009
Share premium	-	-
Treasury shares	(2,385)	(2,385)
Other reserves	7,889	7,653
Retained profits	350,507	357,512
	477,020	483,789
Non-controlling interests	1,892	2,235
TOTAL EQUITY	478,912	486,024
Non-Current Liabilities		
Borrowings	21,855	53,537
Lease liability	65	65
Deferred tax liabilities	25,636	25,699
	47,556	79,301
Current Liabilities		
Trade and other payables	73,118	73,683
Contract liabilities	23,813	20,001
Borrowings	185,600	147,877
Lease liability	33	142
Current tax liabilities	38,421	38,343
	320,985	280,046
TOTAL LIABILITIES	368,541	359,347
TOTAL EQUITY AND LIABILITIES	847,453	845,371
Net assets per share at par value of RM0.25 each attributable to Owners of the Company (RM)	1.43	1.45

The Condensed Consolidated Statement of Financial Position should be read in conjunction with the audited financial statements for the year ended 31 December 2019 and the accompanying explanatory notes attached to the interim financial statements.

MAGNA PRIMA BERHAD

(Company No.: 369519-P)

(Incorporated in Malaysia)

CONDENSED CONSOLIDATED STATEMENT OF PROFIT OR LOSS AND OTHER COMPREHENSIVE INCOME

For the quarter and period to-date ended 31 March 2020

(The figures have not been audited)

	3 months ended	
	31/03/2020	31/03/2019
	RM'000	RM'000
Revenue	1,987	10,087
Cost of sales	(718)	(7,737)
Gross profit	1,269	2,350
Other operating income	158	2,248
Selling and distribution expenses	(12)	(553)
Administration expenses	(2,229)	(2,831)
Other operating expenses	(497)	(419)
Profit/(Loss) before interest and tax	(1,311)	795
Finance costs	(5,746)	(4,077)
Profit/(Loss) before taxation	(7,057)	(3,282)
Taxation	(292)	(247)
Profit/(Loss) for the period	(7,349)	(3,529)
Other comprehensive income / (expense) :		
Items that may be reclassified subsequently to profit or loss		
Currency translation differences	(12,705)	(1,853)
Other comprehensive income for the period	(12,705)	(1,853)
Total comprehensive income for the period	(20,054)	(5,382)
Profit/(Loss) attributable to:		
Owners of the Company	(7,006)	(3,181)
Non-controlling interests	(343)	(348)
	(7,349)	(3,529)
Total comprehensive income/(expense) attributable to:		
Owners of the Company	(19,711)	(5,034)
Non-controlling interests	(343)	(348)
	(20,054)	(5,382)
Earnings per share attributable to Owners of the Company:		
- Basic (sen)	(2.11)	(0.96)
- Diluted (sen)	(2.04)	(0.89)

The Condensed Consolidated Statement of Profit or Loss And Other Comprehensive Income should be read in conjunction with the audited financial statements for the year ended 31 December 2019 and the accompanying explanatory notes attached to the interim financial statements.

MAGNA PRIMA BERHAD*(Company No.: 369519-P)***(Incorporated in Malaysia)****CONDENSED CONSOLIDATED STATEMENT OF CHANGES IN EQUITY**

For the period ended 31 March 2020

(The figures have not been audited)

	Attributable to Owners of the Company							Non-controlling Interests	Total Equity
	Non-Distributable				Distributable		Total		
	Share capital	Treasury shares	Capital reserve	Translation reserve	Retained profits	RM'000			
RM'000	RM'000	RM'000	RM'000	RM'000	RM'000	RM'000			
Balance as at 1 January 2020	121,009	(2,385)	19,706	(12,053)	357,512	483,789	2,235	486,024	
Prior year adjustment				12,943	-	12,943		12,943	
Profit for the period	-	-	-	-	(7,005)	(7,005)	(343)	(7,348)	
Other comprehensive expense for the period	-	-	-	(12,706)		(12,706)	-	(12,706)	
Total comprehensive income / (expense) for the period	-	-	-	(12,706)	(7,005)	(19,711)	(343)	(20,054)	
Balance as at 31 March 2020	121,009	(2,385)	19,706	(11,816)	350,507	477,021	1,892	478,913	
	-	-	-	1	-	1	-	1	
Balance as at 1 January 2019	121,009	(2,385)	19,706	(8,750)	390,415	519,995	4,033	524,028	
Loss for the period	-	-	-	-	(32,903)	(32,903)	(1,798)	(34,701)	
Other comprehensive income for the period	-	-	-	(3,303)	-	(3,303)	-	(3,303)	
Total comprehensive income / (expense) for the period	-	-	-	(3,303)	(32,903)	(36,206)	(1,798)	(38,004)	
Balance as at 31 December 2019	121,009	(2,385)	19,706	(12,053)	357,512	483,789	2,235	486,024	

The Condensed Consolidated Statement of Changes in Equity should be read in conjunction with the audited financial statements for the year ended 31 December 2019 and the accompanying explanatory notes attached to the interim financial statements.

MAGNA PRIMA BERHAD

(Company No.: 369519-P)

(Incorporated in Malaysia)

CONDENSED CONSOLIDATED STATEMENT OF CASH FLOWS

For the period ended 31 March 2020

(The figures have not been audited)

	3 months ended 31/03/2020 RM'000	3 months ended 31/03/2019 RM'000
Cash Flows From Operating Activities		
Loss before taxation	(7,057)	(3,282)
Adjustments for :-		
Depreciation of property, plant and equipment	-	48
Net gain on disposal of property, plant & equipment	-	41
Unrealised foreign exchange gain	-	(1,896)
Finance income	(9)	(16)
Finance expense	5,746	4,077
Operating profit before changes in working capital	<u>(1,320)</u>	<u>(1,028)</u>
Changes in working capital		
Land held for property development	(913)	-
Inventories	-	6,607
Contract assets	408	-
Contract cost assets	(2,594)	-
Trade and other receivables	3,730	(758)
Trade and other payables	4,201	2,284
	<u>4,832</u>	<u>8,133</u>
Net cash generated from operations	3,512	7,105
Interest paid	(1,954)	(3,070)
Interest received	9	16
Tax paid	-	(1,084)
	<u>(1,945)</u>	<u>(4,138)</u>
Net cash from operating activities	1,567	2,967
Cash Flows From Financing Activities		
Repayment of hire purchase liabilities	-	(29)
Repayment of bank borrowings	(2,438)	(3,339)
Fixed deposits with licensed banks	-	147
Net cash used in financing activities	<u>(2,438)</u>	<u>(3,221)</u>
Net change in cash & cash equivalents	<u>(871)</u>	<u>(254)</u>
Cash & cash equivalents at the beginning of the financial period	<u>4,656</u>	<u>8,435</u>
Effect of exchange rate changes	<u>895</u>	<u>(1,203)</u>
Cash & cash equivalents at the end of the financial period	<u><u>4,680</u></u>	<u><u>6,978</u></u>

Cash and cash equivalents at the end of the financial period comprises:

	As at 31/03/2020 RM'000	As at 31/03/2019 RM'000
Cash and bank balances	936	2,868
Cash held under Housing Development Accounts	3,551	3,924
Fixed and short term deposits with licensed banks	5,082	13,963
	<u>9,569</u>	<u>20,755</u>
Less: Fixed deposits pledged with licensed banks	(4,889)	(13,777)
	<u><u>4,680</u></u>	<u><u>6,978</u></u>

The Condensed Consolidated Statement of Cash Flows should be read in conjunction with the audited financial statements for the year ended 31 December 2019 and the accompanying explanatory notes attached to the interim financial statements.

A Explanatory Notes Pursuant To MFRS 134

A1 Basis of Preparation

The unaudited interim financial report has been prepared in accordance with the reporting requirements as set out in the Malaysian Financial Reporting Standards ("MFRS") No. 134 - Interim Financial Reporting and Paragraph 9.22 of the Listing Requirements of Bursa Malaysia Securities Berhad ("Bursa Securities").

The interim financial statements should be read in conjunction with the audited financial statements for the year ended 31 December 2019. These explanatory notes attached to the interim financial statements provide an explanation of events and transactions that are significant to an understanding of the changes in the financial position and performance of the Group since the financial year ended 31 December 2019.

A2 Significant Accounting Policies

The significant accounting policies adopted are consistent with those of the audited financial statements for the year ended 31 December 2019, except for the adoption of the following new standards and amendments/improvements to existing standards that are applicable to the Group for the financial period beginning 1 January 2020 as set out below:

MFRSs, Amendments to MFRSs and Interpretations

MFRS 9	Financial Instruments
Amendments to MFRS 2	Classification and Measurement of Share-Based Payment Transactions
Amendments to MFRS 128	Investments in Associates and Joint Ventures (Annual Improvements to MFRS Standards 2014-2016 Cycle)
Amendment to MFRS 140	Transfers of Investment Property
IC Interpretation 22	Foreign Currency Transactions and Advance Consideration

The effective new standards and amendments/improvements to existing standards above did not have any significant impact to the financial results and position of the Group.

A2.1 Amendments to MFRSs and IC Interpretations were issued but not yet effective and have not been applied by the Group:

MFRSs, Amendments to MFRSs and Interpretations		Effective for dates financial period beginning on or after
MFRS 16	Leases	1 January 2019
Amendments to MFRS 3	Business Combinations (Annual Improvements to MFRS Standards 2015-2017 Cycle)	1 January 2019
Amendments to MFRS 9	Prepayment Features with Negative Compensation	1 January 2019
Amendments to MFRS 11	Joint Arrangements (Annual Improvements to MFRS Standards 2015-2017 Cycle)	1 January 2019
Amendments to MFRS 112	Income Taxes (Annual Improvements to MFRS Standards 2015-2017 Cycle)	1 January 2019
Amendments to MFRS 119	Plan Amendment, Curtailment or Settlement	1 January 2019
Amendments to MFRS 123	Borrowing Costs (Annual Improvements to MFRS Standards 2015-2017 Cycle)	1 January 2019
Amendments to MFRS 128	Long-term Interest in Associates and Joint Ventures	1 January 2019
IC Interpretation 23	Uncertainty over Income Tax Treatments	1 January 2019
Amendments to MFRS 10 and MFRS 128	Sale or Contribution of Assets between an Investor and its Associate or Joint Venture	Effective date yet to be determined by the Malaysian Accounting Standards Board

The Group will adopt the above pronouncements when they become effective in the respective financial periods. These pronouncements are not expected to have a material impact to the financial statements of the Group upon their initial recognition. The Group is currently assessing the impact of these standards and plans to adopt these standards on the respective effective dates.

A3 Auditors' Report For The Financial Year Ended 31 December 2019

The auditors' report on the financial statements for the financial year ended 31 December 2019 was not subjected to any qualification.

A4 Seasonal or Cyclical Factors

The Group's operations during the financial period under review were not materially affected by any seasonal or cyclical factors.

A5 Unusual Items Affecting Assets, Liabilities, Equity, Net Income or Cash Flows

There were no unusual items which affect the assets, liabilities, equity, net income or cash flows of the Group for the current quarter and current financial period under review.

A6 Material Changes in Estimates of Amounts

There were no changes in estimates that have had any material effect on the results for the current quarter and current financial period under review.

A7 Debts and Equity Securities

There were no issuance, cancellation, repurchase, resale and repayment of debt and equity securities during the current financial period to-date, except:

1) Share buy back

The Company repurchased 2,285,500 ordinary shares at an average price of RM1.044 each of its issued share capital from the open market.

	No. of Treasury Shares Units	Treasury Shares RM
Balance as at 1 January 2020 / 31 March 2020	<u>2,285,500</u>	<u>2,385,431</u>

None of the treasury shares held were resold or cancelled during the period under review.

A8 Dividends Paid

No dividend was paid during the quarter under review.

A9 Segmental Analysis

The Group's segmental reports for the current financial period are as follows:

By operating segment :						
	Property Devt RM'000	Const. & Engineering RM'000	Trading RM'000	Non- reportable segments RM'000	Intersegment eliminations RM'000	Consolidated RM'000
<u>Period ended 31/03/2020 :</u>						
Total revenue	1,954	-	-	33	-	1,987
Intersegment revenue	-	-	-	791	(791)	-
Segment revenue :	<u>1,954</u>	<u>-</u>	<u>-</u>	<u>824</u>	<u>(791)</u>	<u>1,987</u>
<u>Primary geographical markets:</u>						
Australia	-	-	-	-	-	-
Malaysia	1,954	-	-	824	(791)	1,987
	<u>1,954</u>	<u>-</u>	<u>-</u>	<u>824</u>	<u>(791)</u>	<u>1,987</u>
<u>Nature of product</u>						
Commercial properties	1,954	-	-	824	(791)	1,987
Residential properties	-	-	-	-	-	-
	<u>1,954</u>	<u>-</u>	<u>-</u>	<u>824</u>	<u>(791)</u>	<u>1,987</u>
<u>Timing of revenue recognition:</u>						
Good transferred at a point in time	1,954	-	-	-	-	1,954
Good transferred over time	-	-	-	824	(791)	33
	<u>1,954</u>	<u>-</u>	<u>-</u>	<u>824</u>	<u>(791)</u>	<u>1,987</u>
Segment profit / (loss) before tax :	<u>(5,366)</u>	<u>(222)</u>	<u>(3)</u>	<u>(1,536)</u>	<u>70</u>	<u>(7,057)</u>
<i>Included in the segment profit / (loss) are :-</i>						
Finance income	7	1	-	1	-	9
Segment assets :	<u>931,326</u>	<u>40,615</u>	<u>5</u>	<u>471,743</u>	<u>(596,186)</u>	<u>847,503</u>
Segment liabilities :	<u>639,716</u>	<u>60,704</u>	<u>2,446</u>	<u>133,649</u>	<u>(454,982)</u>	<u>381,533</u>

Period ended 31/03/2019 :

Total revenue	9,854	-	-	233	-	10,087
Intersegment revenue	-	-	-	957	(957)	-
Segment revenue :	<u>9,854</u>	<u>-</u>	<u>-</u>	<u>1,190</u>	<u>(957)</u>	<u>10,087</u>

Primary geographical markets:

Australia	-	-	-	-	-	-
Malaysia	9,854	-	-	1,190	(957)	10,087
	<u>9,854</u>	<u>-</u>	<u>-</u>	<u>1,190</u>	<u>(957)</u>	<u>10,087</u>

Nature of product

Commercial properties	2,348	-	-	1,190	(957)	2,581
Residential properties	7,506	-	-	-	-	7,506
	<u>9,854</u>	<u>-</u>	<u>-</u>	<u>1,190</u>	<u>(957)</u>	<u>10,087</u>

Timing of revenue recognition:

Good transferred at a point in time	9,854	-	-	-	-	9,854
Good transferred over time	-	-	-	1,190	(957)	233
	<u>9,854</u>	<u>-</u>	<u>-</u>	<u>1,190</u>	<u>(957)</u>	<u>10,087</u>

Segment profit / (loss) before tax : (1,191) (232) (3) (1,790) (66) (3,282)

Included in the segment profit / (loss) are :-

Finance income 14 - - 2 - 16

Segment assets : 1,086,360 47,411 18 361,246 (607,490) 887,545

Segment liabilities : 626,161 65,532 2,445 125,883 (454,861) 365,160

By geographical segment :

The Group's activities are carried out in Malaysia and Australia, represented by the following geographical segments :-

	Malaysia RM'000	Australia RM'000	Consolidated RM'000
Period ended 31/03/2020 :			
Total revenue	1,987	-	1,987
Intersegment revenue	-	-	-
Segment revenue :	<u>1,987</u>	<u>-</u>	<u>1,987</u>
Segment profit / (loss) before tax :	<u>(8,426)</u>	<u>1,369</u>	<u>(7,057)</u>
Segment assets :	<u>757,032</u>	<u>90,471</u>	<u>847,503</u>
Segment liabilities :	<u>378,688</u>	<u>2,845</u>	<u>381,533</u>

Period ended 31/03/2019 :

Total revenue	10,087	-	10,087
Intersegment revenue	-	-	-
Segment revenue :	<u>10,087</u>	<u>-</u>	<u>10,087</u>
Segment profit before tax :	<u>(7,628)</u>	<u>4,346</u>	<u>(3,282)</u>
Segment assets :	<u>708,375</u>	<u>179,170</u>	<u>887,545</u>
Segment liabilities :	<u>364,725</u>	<u>435</u>	<u>365,160</u>

Major customers

The Group is engaged primarily in property development and construction, and sells real estate properties by individual units to the mass market. As such, the Group does not have reliance on any particular major customer.

A10 Property, Plant and Equipment

There were no valuations done on the Group's property, plant and equipment during the financial period under review.

A11 Material Events Subsequent to the End of the Period

A subsidiary company had received a letter of demand cum recall of its term loan facility from a licensed bank for an outstanding balance of RM 37,787,499 dated 18/06/2020.

A12 Changes in the Composition of the Group

There was no changes in the composition of the Group during the current financial period, including business combinations, acquisition or disposal of subsidiaries and long-term investments, restructurings, and discontinued operations.

A13 Contingent Liabilities

Details of contingent liabilities of the company are as follows :

Company	As at 31/03/2020 RM'000	As at 31/12/2019 RM'000
Utilised portion of corporate guarantees given to financial institutions for facilities granted to subsidiary companies:		
- Secured on assets of subsidiary companies	207,268	210,976
Utilised portion of corporate guarantees given to trade payables of subsidiary companies for credit facilities granted to subsidiary companies:		
- Unsecured	2	2
	<u>207,270</u>	<u>210,978</u>



B Bursa Malaysia Listing Requirements

B1 Review of Performance - Comparison with Previous Corresponding Period and Quarter

	3 months ended		
	31/03/2020 RM'000	31/03/2019 RM'000	Changes %
Revenue	1,987	10,087	(80%)
Cost of sales	(718)	(7,737)	(91%)
Gross profit	1,269	2,350	(46%)
Profit/(Loss) before interest and tax	(1,311)	795	(265%)
Profit/(Loss) before taxation	(7,057)	(3,282)	115%
Profit/(Loss) for the period	(7,349)	(3,529)	108%
Profit/(Loss) attributable to: Owners of the Company	(7,006)	(3,181)	120%

For the 3 months ended 31 March 2020, the Group achieved a revenue of RM2.0 million, a decrease of 80% compared to previous corresponding period amounting to RM10.1 million and a decrease of 91% for loss before tax of RM7.1 million compared to loss of RM-3.3 million recorded in the previous corresponding period ended 31 March 2018.

The decrease in loss before tax compare to the previous corresponding period mainly due to the low sale of the shop office in Kepong only as compared with the sale for the service apartment and shop office in Jalan Kuching residential project in previous corresponding period.

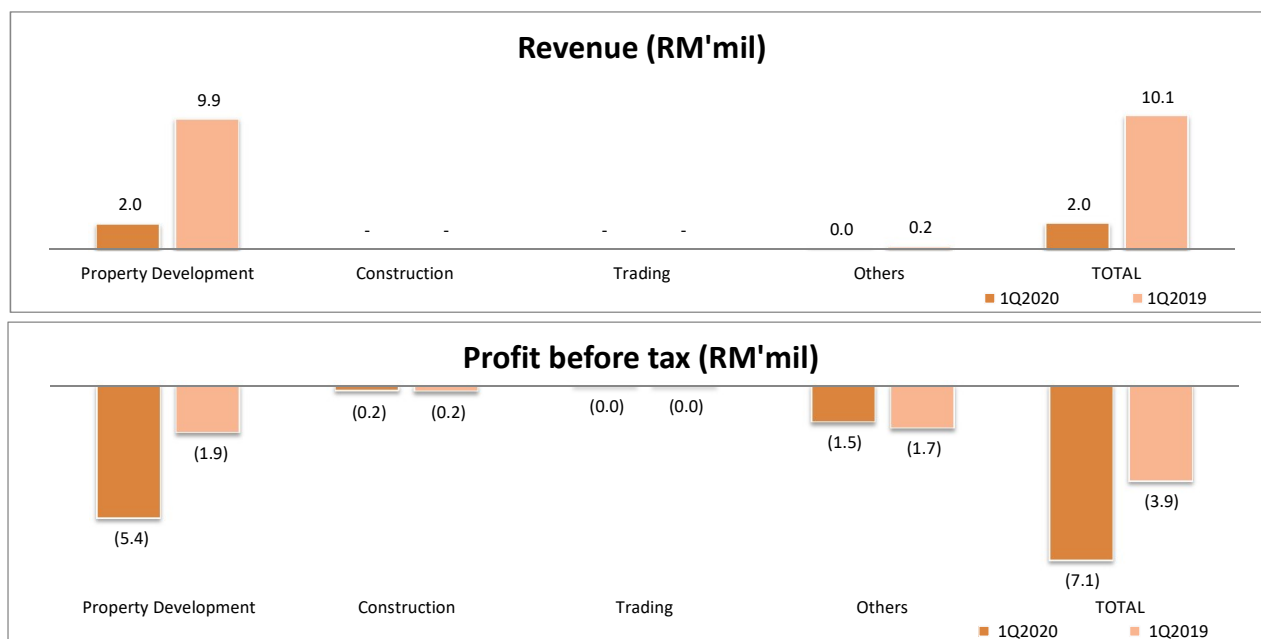


B1 Review of Performance - Comparison with Previous Corresponding Period and Quarter (cont'd)

For the current quarter ended 31 March 2020, the Group recorded a revenue of RM2.0 million, a decrease of 80% from RM10.1 million compared to the previous corresponding quarter ended 31 March 2019.

The decrease revenue for current quarter compare to the previous corresponding quarter mainly due to only sale of shop office sale in Kepong project in current quarter.

The loss before tax for the current quarter is RM7.1 million, a decrease of 115% as compared to loss before tax of RM-3.3 million in the corresponding quarter. This is mainly due to only sale of shop office in Kepong project in the current quarter as compared with the sale of Jalan Kuching residential and commercial property in previous corresponding quarter.



Property Development

The property development segment recorded a revenue of RM2.0 million and loss before tax of RM5.4 million in the current quarter compared to revenue of RM9.9 million and loss before tax of RM-1.9 million in the corresponding quarter of the previous financial year.

Construction & Engineering

The Construction & Engineering segment registered no revenue and loss before tax of RM0.22 million in current quarter as compared to no revenue and loss before tax of RM-0.2 million in the corresponding quarter of the previous financial year.

The construction and engineering segment only carried out internal projects.

Trading

The trading segment had discontinued operation.

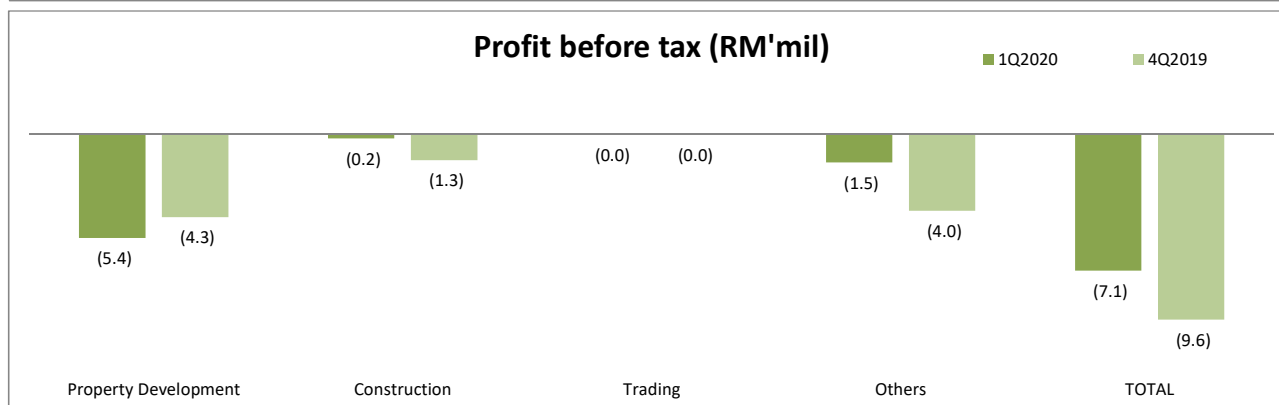

B2 Review of Performance - Comparison with Immediate Preceding Quarter

	Current Quarter 31/03/2020 RM'000	Immediate Preceding 31/12/2019 RM'000	Changes %
Revenue	1,987	7,095	(72%)
Cost of sales	(718)	(3,664)	(80%)
Gross profit	1,269	3,431	(63%)
Profit/(Loss) before interest and tax	(1,311)	(2,227)	(41%)
Profit/(Loss) before taxation	(7,057)	(9,850)	(28%)
Profit/(Loss) for the period	(7,349)	(12,542)	(41%)
Profit/(Loss) attributable to: Owners of the Company	(7,006)	(12,023)	(42%)

For the current quarter, the Group recorded a revenue of RM2.0 million, as compared to turnover RM7.1 million in the immediate preceding quarter ended 31 December 2019.

The Group posted a loss before tax of RM7.1 million in the current quarter, as compared to loss before tax of RM9.9 million in the immediate preceding quarter ended 31 December 2019.

Current quarter performance were due to sale of shop office in Kepong only as compared with the sale of shop office in Kepong, sale of residential and commercial property in Jalan Kuching project in the preceding quarter.



B3 Prospects for the Current Financial Year

The Board expects the current financial year to be challenging due to the current sentiment of the property market. Cash flow will remain tight. The Board will continue to seek way to improve the company performance and cash flow for the current financial year.

B4 Variance from Profit Forecast and Profit Guarantee

Not applicable as there were no profit forecast and profit guarantee published.

B5 Taxation

The breakdown of income tax charge is as follows:

Group	3 months ended	
	31/03/2020	31/03/2019
	RM'000	RM'000
In respect of :		
- current year	275	263
- deferred taxation	17	(16)
	292	247

The effective tax rate of the Group for the financial period ended 31 December 2019 is not consistent with the applicable statutory tax rate of 30% imposed by the Australian Tax Authority and 24% under the Malaysian statutory tax rate due to unrelieved tax losses.

B6 Retained Profits

Pursuant to Bursa Malaysia's directive on the disclosure of breakdowns for unappropriated profits or accumulated losses into realised and unrealised profits or losses issued on 25 March 2010, and subsequent guidance issued on 20 December 2010, the breakdown of the Group's retained profits are disclosed as follows :-

Group	As at	As at
	31/03/2020	31/12/2019
	RM'000	RM'000
Realised	130,014	145,230
Unrealised	190,930	190,941
	320,944	336,171
Consolidation adjustments	29,563	22,216
Total retained profits	350,507	358,387

B7 Corporate Proposals

There were no corporate proposal announced not completed as at 17 June 2020, being the latest practicable date which is not earlier than 7 days from the date of the issuance of this interim financial statements.

B8 Group Borrowings

Details of Group borrowings as at 31 March 2020 are as follows:

Secured	As at	As at
	31/03/2020	31/12/2019
	RM'000	RM'000
Borrowings repayable		
- within 12 months	185,600	156,689
- after 12 months	21,855	44,938
Total borrowings	207,455	201,627

B9 Details of Financial Instruments with Off Balance Sheet Risks

There were no off-balance sheet risks envisaged as at the date of this report that might materially affect the Group's business position.

B10 Changes and Details of Pending Material Litigation

There is no material litigation to be disclosed in these interim financial statements.

B11 Dividend Proposed/Declared

There were no dividend proposed for the current financial quarter ended 31 March 2020.

B12 Earnings per Share ("EPS")

(a) Basic EPS

The basic earnings per share has been calculated by dividing the Group's net profit attributable to ordinary equity holders of the Company for the period to-date by the weighted average number of ordinary shares in issue.

	3 months ended	
	31/03/2020	31/03/2019
Net profit/(loss) attributable to ordinary equity holders of the Company (RM'000)	(7,006)	(3,181)
Weighted average number of ordinary shares in issue ('000)	332,627	332,627
Basic EPS (sen)	(2.11)	(0.96)

(b) Diluted EPS

The diluted EPS is calculated by dividing the profit for the period attributable to owners of the Company by the weighted average number of ordinary shares in issue during the period after adjustment for the effects of dilutive potential ordinary shares comprising warrants in accordance with MFRS 133.

	3 months ended	
	31/03/2020	31/03/2019
Net profit/(loss) attributable to ordinary equity holders of the Company (RM'000)	(7,006)	(3,181)
Weighted average number of ordinary shares in issue ('000)	332,627	332,627
Effect of dilutive potential ordinary shares from the exercise of bonus warrants ('000)	9,981	25,720
Weighted average number of ordinary share in issue for diluted earnings per share ('000)	342,608	358,347
Diluted EPS (sen)	(2.04)	(0.89)

B13 Additional disclosures pursuant to para 16, Part A, Appendix 9b of Bursa Malaysia Securities Berhad Listing Requirements

	3 months ended	
	3/31/2020	3/31/2019
	RM'000	RM'000
Depreciation of property, plant and equipment	-	48
Interest expenses	5,746	4,077
Interest income	(9)	(16)
Other income	(9)	(248)
Unrealised (gain)/loss of foregin exchange	-	(1,896)
Loss on deconsolidation of a subsidiary	-	-

Other than items above which have been included in the profit or loss, there were no impairment of assets or exceptional items which may have an effect on the results for the current financial period under review.

BY ORDER OF THE BOARD

Magna Prima Berhad
 Yuen Yoke Ping (MAICSA 7014044)
 (SSM PC No. :201908002645)

Secretary

Petaling Jaya
 24 June 2020